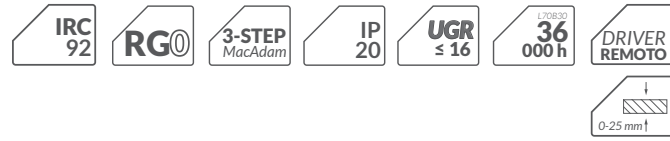




MODULUX



Material Aluminio

49105D-0-27-24-DIM Empotrado dirigible 5 luces 15W 24° acabado blanco, 2700K optica medium atenuable TRIAC

49105- **D-** **0-** **27-** **24-** **DALI**

1 luz 3W

49101-	Empotrado fijo	0- Blanco ○ 2- Negro ●	27- 2 700K 30- 3 000K 40- 4 000K	15- 15° Narrow 24- 24° Medium 40- 40° Flood	* DIM	ON-OFF TRIAC	100-240V~ 120-277V~
--------	----------------	---------------------------	--	---	-------	-----------------	------------------------

2 luz 6W

49102-	Empotrado fijo	0- Blanco ○ 2- Negro ●	27- 2 700K 30- 3 000K 40- 4 000K	15- 15° Narrow 24- 24° Medium 40- 40° Flood	* DIM	ON-OFF TRIAC	100-240V~ 120-277V~
--------	----------------	---------------------------	--	---	-------	-----------------	------------------------

5 luces 15W

49105- 49105D-	Empotrado fijo Empotrado dirigible	0- Blanco ○ 2- Negro ●	27- 2 700K 30- 3 000K 40- 4 000K		* DIM 010 DAL	ON-OFF TRIAC 0-10V DALI	100-277V~ 120-277V~ 100-277V~ 100-240V~
-------------------	---------------------------------------	---------------------------	--	--	---------------------	----------------------------------	--



Dirigible

Dirigible

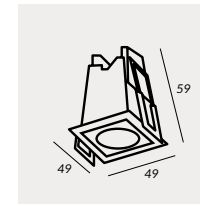
5 luces 15W

49105S-	Sobreponer fijo Sobreponer fijo	0- Blanco ○ 2- Negro ●	27- 2 700K 30- 3 000K 40- 4 000K		* DIM	ON-OFF TRIAC	100-240V~ 120-277V~
---------	------------------------------------	---------------------------	--	--	-------	-----------------	------------------------



Protocolo DALI solo disponible en 15W empotrado.
*Sin terminación


1 luz 3W 49101-



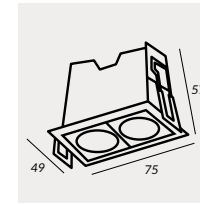
Fijo
37x37mm

Rango de flujo
120 - 167lm

FAMILIA



2 luz 6W 49102-



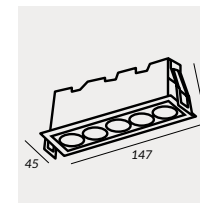
Fijo
67x38mm

Rango de flujo
220 - 374lm

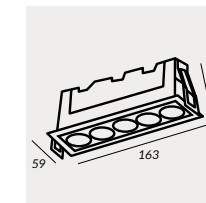
FOTOMETRÍAS



5 luces 15W 49105- 49105D-




Fijo
139x38mm



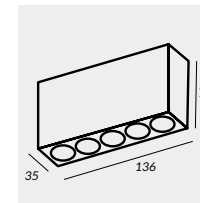
Dirigible
155x50mm

Rango de flujo
529 - 774lm

FICHAS TÉCNICAS



5 luces 15W 49105S-

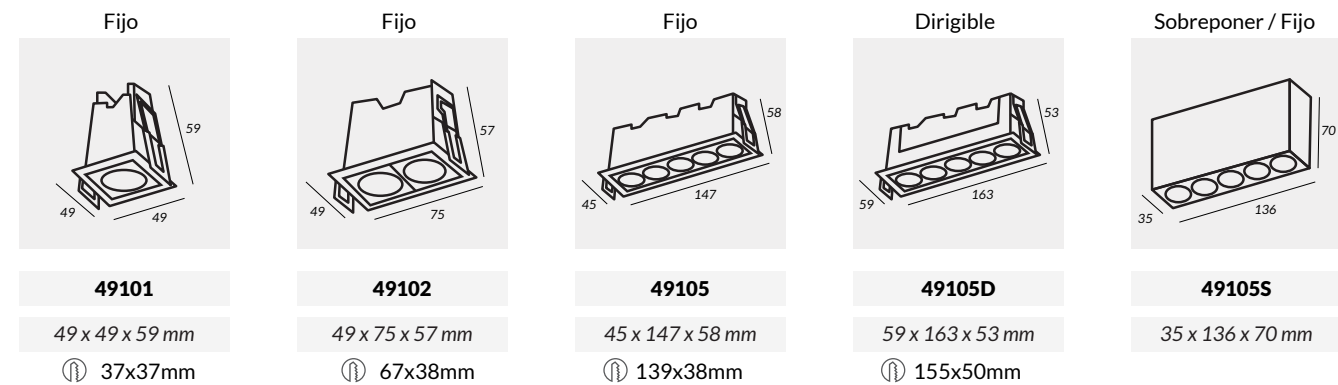


Fijo

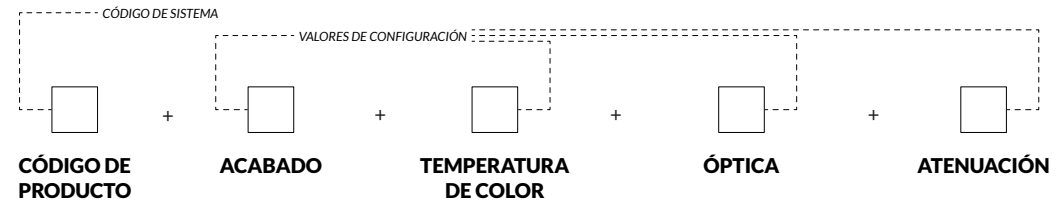
Rango de flujo
529 - 774lm



MODULUX

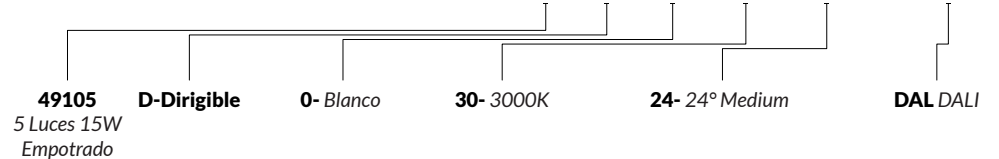


GUÍA DE CONFIGURACIÓN DE CÓDIGO

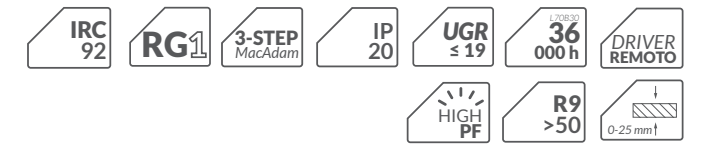


CÓDIGO DE PRODUCTO	ACABADO	TEMPERATURA DE COLOR	ÓPTICA	ATENUACIÓN	ÁNGULOS DE APERTURA
49101 49 x 49 x 59 mm 1 Luz 3W Empotrado Fijo	<input type="checkbox"/> 0- Blanco <input checked="" type="checkbox"/> 2- Negro	-27- 2700K -30- 3000K -40- 4000K	15- 15° Narrow 24- 24° Medium 40- 40° Flood	DIM ON-OFF TRIAC	
49102 49 x 75 x 57 mm 2 Luces 6W Empotrado Fijo	<input type="checkbox"/> 0- Blanco <input checked="" type="checkbox"/> 2- Negro	-27- 2700K -30- 3000K -40- 4000K	15- 15° Narrow 24- 24° Medium 40- 40° Flood	DIM ON-OFF TRIAC	
49105 45 x 147 x 58 mm 5 Luces 15W Empotrado Fijo	<input type="checkbox"/> 0- Blanco <input checked="" type="checkbox"/> 2- Negro	-27- 2700K -30- 3000K -40- 4000K	15- 15° Narrow 24- 24° Medium 40- 40° Flood	DIM ON-OFF 010 TRIAC DAL DALI	
49105D 59 x 163 x 53 mm 5 Luces 15W Empotrado Dirigible	<input type="checkbox"/> 0- Blanco <input checked="" type="checkbox"/> 2- Negro	-27- 2700K -30- 3000K -40- 4000K	15- 15° Narrow 24- 24° Medium 40- 40° Flood	DIM ON-OFF 010 TRIAC DAL DALI	
49105S 35 x 136 x 70 mm 5 Luces 15W Sobreponer Fijo	<input type="checkbox"/> 0- Blanco <input checked="" type="checkbox"/> 2- Negro	-27- 2700K -30- 3000K -40- 4000K	15- 15° Narrow 24- 24° Medium 40- 40° Flood	DIM ON-OFF TRIAC	

EJEMPLO DE CONSTRUCCIÓN DE CÓDIGO: **49105D - 0 - 30 - 24 - DALI**



ORBIX-CCT



Material Aluminio

49009-0-CCT-CR-010 Downlight Dirigible 9W 36° Blanco CCT Reflector Cromo Atenuación 0-10V

49009-	0-	CCT-	CR				010		
Ø85				2 700K	3 200K	4 000K			
49009-0-CCT	9W 36° Blanco	BL- Blanco ○ CR- Cromo ○ NG- Negro ●		493lm 494lm 500lm	584lm 561lm 560lm	596lm 578lm 574lm	*	ON-OFF TRIAC 0 10V	100-277V~ 120-277V~ 100-277V~
49009-2-CCT	9W 36° Negro	BL- Blanco ○ CR- Cromo ○ NG- Negro ●		493lm 494lm 500lm	584lm 561lm 560lm	596lm 578lm 574lm	*	ON-OFF TRIAC 0 10V	100-277V~ 120-277V~ 100-277V~



Ø105				2 700K	3 200K	4 000K			
49012-0-CCT	12W 36° Blanco	BL- Blanco ○ CR- Cromo ○ NG- Negro ●		882lm 864lm 837lm	1 013lm 992lm 962lm	985lm 965lm 935lm	*	ON-OFF TRIAC 0 10V	100-277V~ 120-277V~ 100-277V~
49012-2-CCT	12W 36° Negro	BL- Blanco ○ CR- Cromo ○ NG- Negro ●		882lm 864lm 837lm	1 013lm 992lm 962lm	985lm 965lm 935lm	*	ON-OFF TRIAC 0 10V	100-277V~ 120-277V~ 100-277V~



Ø105				2 700K	3 200K	4 000K			
49020-0-CCT	20W 36° Blanco	BL- Blanco ○ CR- Cromo ○ NG- Negro ●		1 345lm 1 305lm 1 279lm	1 581lm 1 535lm 1 504lm	1 557lm 1 512lm 1 481lm	*	ON-OFF TRIAC 0 10V DALI 2	100-277V~ 120-277V~ 100-277V~ 100-250V~
49020-2-CCT	20W 36° Negro	BL- Blanco ○ CR- Cromo ○ NG- Negro ●		1 345lm 1 305lm 1 279lm	1 581lm 1 535lm 1 504lm	1 557lm 1 512lm 1 481lm	*	ON-OFF TRIAC 0 10V DALI 2	100-277V~ 120-277V~ 100-277V~ 100-250V~



CCT: Switch 2 700K / 3 200K / 4 000K
* Sin terminación
Protocolo DALI2 solo disponible en 20W



Blanco / Blanco



Blanco / Negro



Blanco / Cromo



Negro / Blanco

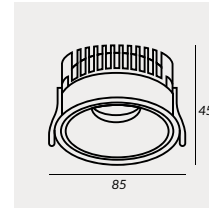


Negro / Negro



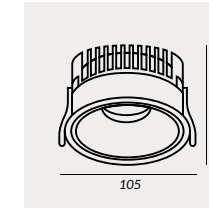
Negro / Cromo

ORBIX-CCT



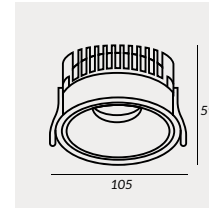
49009-0-CCT

85 x 45 mm
Ø 75mm



49012-0-CCT


105 x 59 mm
Ø 95mm



49020-0-CCT

105 x 59 mm
Ø 95mm

FAMILIA



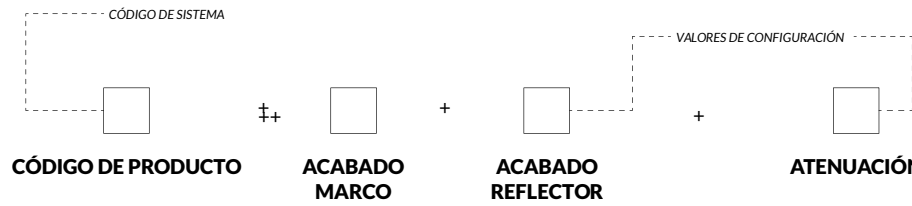
FOTOMETRÍAS



FICHAS TÉCNICAS

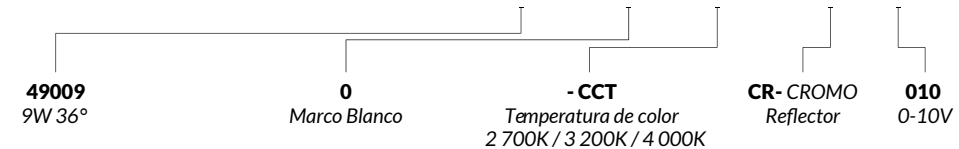



GUÍA DE CONFIGURACIÓN DE CÓDIGO



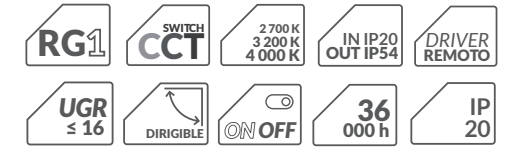
CÓDIGO DE PRODUCTO	ACABADO MARCO	ACABADO REFLECTOR	ATENUACIÓN	ÁNGULOS DE APERTURA
49009-0-CCT 85 x 45 mm 9W 36° CCT Blanco	<input type="checkbox"/> BL- Blanco <input type="checkbox"/> CR- Cromo <input type="checkbox"/> NG- Negro	<input type="checkbox"/> BL- Blanco <input type="checkbox"/> CR- Cromo <input type="checkbox"/> NG- Negro	* DIM 010 ON-OFF TRIAC 0-10V	<p>36°</p>
49009-2-CCT 85 x 45 mm 9W 36° CCT Negro	<input type="checkbox"/> BL- Blanco <input type="checkbox"/> CR- Cromo <input type="checkbox"/> NG- Negro	<input type="checkbox"/> BL- Blanco <input type="checkbox"/> CR- Cromo <input type="checkbox"/> NG- Negro	* DIM 010 ON-OFF TRIAC 0-10V	
49012-0-CCT 105 x 59 mm 12W 36° CCT Blanco	<input type="checkbox"/> BL- Blanco <input type="checkbox"/> CR- Cromo <input type="checkbox"/> NG- Negro	<input type="checkbox"/> BL- Blanco <input type="checkbox"/> CR- Cromo <input type="checkbox"/> NG- Negro	* DIM 010 ON-OFF TRIAC 0-10V	
49012-2-CCT 105 x 59 mm 12W 36° CCT Negro	<input type="checkbox"/> BL- Blanco <input type="checkbox"/> CR- Cromo <input type="checkbox"/> NG- Negro	<input type="checkbox"/> BL- Blanco <input type="checkbox"/> CR- Cromo <input type="checkbox"/> NG- Negro	* DIM 010 ON-OFF TRIAC 0-10V	
49020-0-CCT 105 x 59 mm 20W 36° CCT Blanco	<input type="checkbox"/> BL- Blanco <input type="checkbox"/> CR- Cromo <input type="checkbox"/> NG- Negro	<input type="checkbox"/> BL- Blanco <input type="checkbox"/> CR- Cromo <input type="checkbox"/> NG- Negro	* DIM 010 DALI2 ON-OFF TRIAC 0-10V	
49020-2-CCT 105 x 59 mm 20W 36° CCT Negro	<input type="checkbox"/> BL- Blanco <input type="checkbox"/> CR- Cromo <input type="checkbox"/> NG- Negro	<input type="checkbox"/> BL- Blanco <input type="checkbox"/> CR- Cromo <input type="checkbox"/> NG- Negro	* DIM 010 DALI2 ON-OFF TRIAC 0-10V	

EJEMPLO DE CONSTRUCCIÓN DE CÓDIGO: **49009 - 0 - CCT - CR - 010**





OPTIVA-CCT



Material Nylon

49205F-0/2-CCT-NG Downlight 5W 36° Fijo 2 aros (Blanco / Negro) CCT Reflector Negro 110 - 240V~ 50-60Hz

49205F- 0/2 CCT- NG

Downlight fijo 5W*

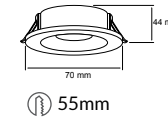
49205F-0/2-CCT-BL Fijo
49205F-0/2-CCT-NG Fijo

Marco Blanco/ Negro ○ ●
Marco Blanco/ Negro ○ ●

Reflector Blanco ○
Reflector Negro ●

2700K **CCT** **3200K** **4000K**

327lm 379lm 362lm ON-OFF
294lm 341lm 325lm ON-OFF



Downlight dirigible 5W

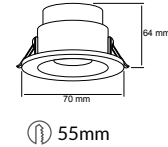
49205D-0-CCT-BL Dirigible
49205D-0-CCT-NG Dirigible

Marco Blanco ○
Marco Blanco ○

Reflector Blanco ○
Reflector Negro ●

2700K **CCT** **3200K** **4000K**

327lm 379lm 362lm ON-OFF
294lm 341lm 325lm ON-OFF



Downlight fijo 9W*

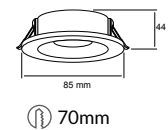
49209F-0/2-CCT-BL Fijo
49209F-0/2-CCT-NG Fijo

Marco Blanco/ Negro ○ ●
Marco Blanco/ Negro ○ ●

Reflector Blanco ○
Reflector Negro ●

2700K **CCT** **3200K** **4000K**

718lm 798lm 782lm ON-OFF
646lm 718lm 704lm ON-OFF



Downlight dirigible 9W

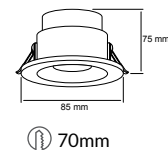
49209D-0-CCT-BL Dirigible
49209D-0-CCT-NG Dirigible

Marco Blanco ○
Marco Blanco ○

Reflector Blanco ○
Reflector Negro ●

2700K **CCT** **3200K** **4000K**

718lm 798lm 782lm ON-OFF
646lm 718lm 704lm ON-OFF



Downlight fijo 12W*

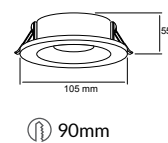
49212F-0/2-CCT-BL Fijo
49212F-0/2-CCT-NG Fijo

Marco Blanco/ Negro ○ ●
Marco Blanco/ Negro ○ ●

Reflector Blanco ○
Reflector Negro ●

2700K **CCT** **3200K** **4000K**

870lm 949lm 928lm ON-OFF
810lm 889lm 868lm ON-OFF



*Marco blanco y negro incluido. Versión fija
CCT: Switch 2700K / 3200K / 4000K
Producto IP54 exterior bajo techo.



INTERLUX-CCT



Material Aluminio 49412-0-CCT-DIM Módulo LED 7W 40° Blanco CCT DIM 120V~ 50 - 60Hz

49412- **0-** **CCT-** **DIM**

MÓDULOS

				CCT		
49407-0-CCT-DIM	Módulo LED COB CCT 7W	Blanco ○	2 700K 3 200K 4 000K	587lm 577lm 573lm	DIM TRIAC	
49412-0-CCT-DIM	Módulo LED COB CCT 12W	Blanco ○	2 700K 3 200K 4 000K	934lm 1 028lm 999lm	DIM TRIAC	

FAMILIA



FOTOMETRÍAS



FICHAS TÉCNICAS



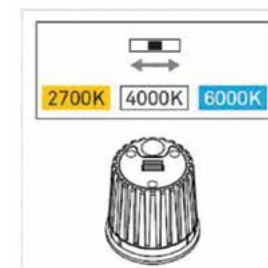
FAMILIA



FOTOMETRÍAS



FICHAS TÉCNICAS



49404D-2 49401F-2 49402C-2 49403P-2

49404D-0 49401F-0 49402C-0 49403P-0

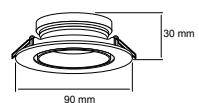


MARCOS
Material Policarbonato

Color UGR

49404D-0
49404D-2 Downlight plástico Dirigible

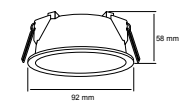
Blanco Mate ○ <16 IP20
Negro ●



75mm

49401F-0
49401F-2 Downlight plástico Deep confort Fijo

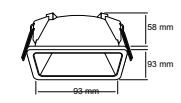
Blanco Mate ○ <13 IP20
Negro ●



85mm

49402C-0
49402C-2 Downlight plástico Deep confort Cuadrado

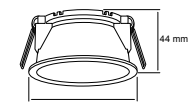
Blanco Mate ○ <13 IP20
Negro ●



85mm

49403P-0
49403P-2 Downlight plástico IP65

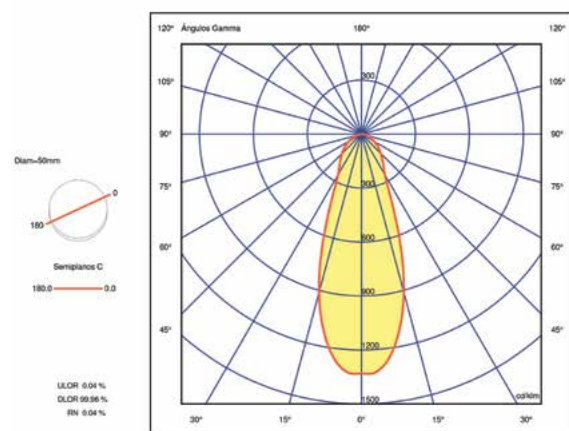
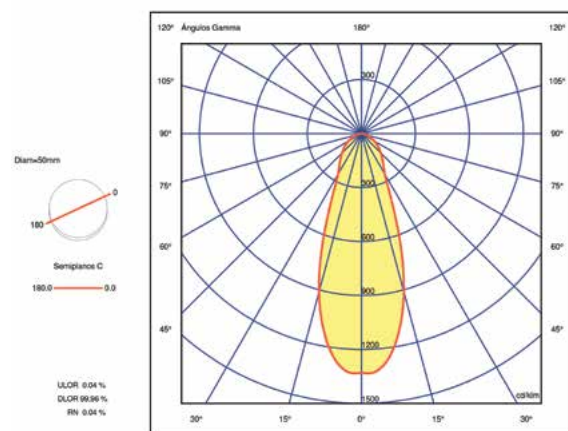
Blanco Mate ○ <13 IP65
Negro ●



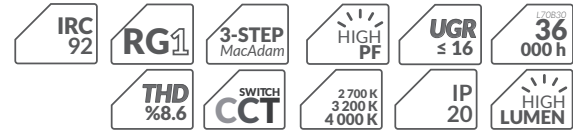
76mm

49407-0-CCT-DIM
3 200K

49412-0-CCT-DIM
3 200K



FLOAT-CCT



Material Acero

49630-2-CCT-010

Downlight 30W 36° Negro CCT Atenuación 0-10V

100-240V~ 50-60Hz

49630- **2-** **CCT-** **010**

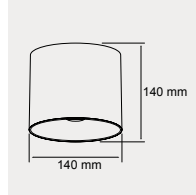
49630-2-CCT-010

Negro ●

2 700K
3 200K
4 000K

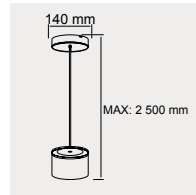
2 387lm
2 763lm
2 741lm

010 0-10V



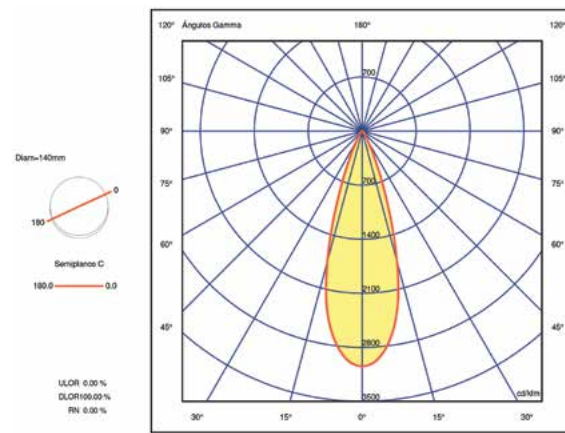
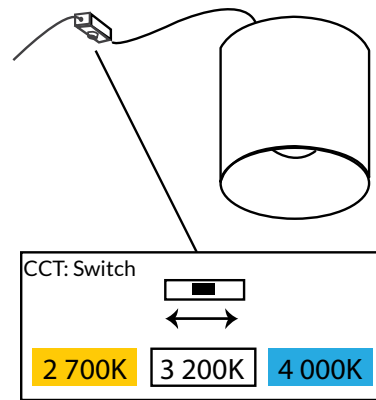
49601-2

Negro ●



Accesorio opcional para suspender

49630-2-CCT-010
3 200K




FAMILIA



FOTOMETRÍAS



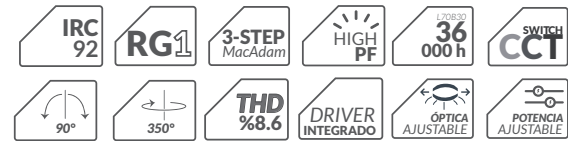
FICHAS TÉCNICAS



PIVOT-CCT

Óptica Ajustable Potencia Ajustable

Material Aluminio



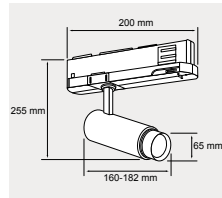
49524-2-CCT-010

16/20/24W 15° - 75° Negro CCT Atenuación 0-10V

100-240V~ 50-60Hz

49524- 2- CCT- 010

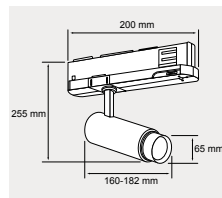
49524-2-CCT



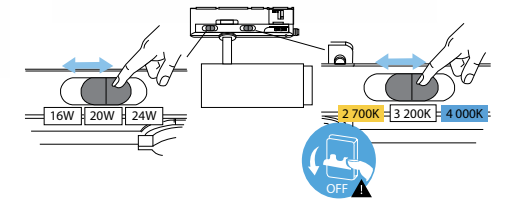
Negro ●	16W	2 700K	590lm	15°	ON-OFF
		3 200K	700lm		
		4 000K	722lm		
	20W	2 700K	1 347lm	75°	
		3 200K	1 512lm		
		4 000K	1 542lm		
	24W	2 700K	759lm	15°	ON-OFF
		3 200K	853lm		
		4 000K	866lm		
	24W	2 700K	1 617lm	75°	
		3 200K	1 841lm		
		4 000K	1 852lm		
	24W	2 700K	915lm	15°	ON-OFF
		3 200K	1 005lm		
		4 000K	1 015lm		
	24W	2 700K	1 888lm	75°	
		3 200K	2 165lm		
		4 000K	2 172lm		



49524-2-CCT-010



Negro ●	16W	2 700K	590lm	15°	010 0-10V
		3 200K	700lm		
		4 000K	722lm		
	20W	2 700K	1 347lm	75°	
		3 200K	1 512lm		
		4 000K	1 542lm		
	24W	2 700K	759lm	15°	010 0-10V
		3 200K	853lm		
		4 000K	866lm		
	24W	2 700K	1 617lm	75°	
		3 200K	1 841lm		
		4 000K	1 852lm		
	24W	2 700K	915lm	15°	010 0-10V
		3 200K	1 005lm		
		4 000K	1 015lm		
	24W	2 700K	1 888lm	75°	
		3 200K	2 165lm		
		4 000K	2 172lm		




FAMILIA



FOTOMETRÍAS



FICHAS TÉCNICAS



Compatible con el riel trifásico de LEDSC4, consultar a nuestro equipo comercial.
CCT: Switch 2 700K / 3 200K / 4 000K

